



Manufactured by:

The Remedy™ Instructions For Use

Indications:

Immobilization and support of the shoulder.



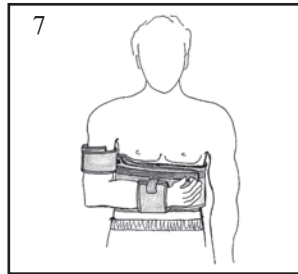
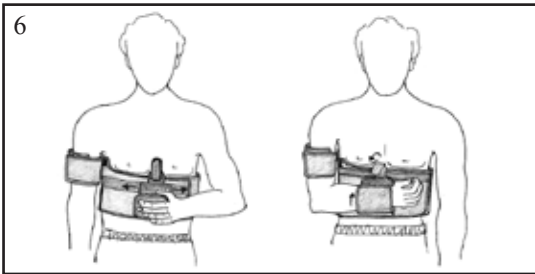
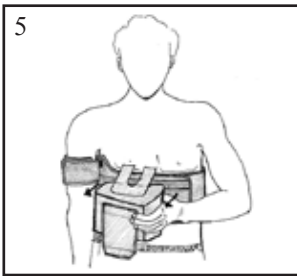
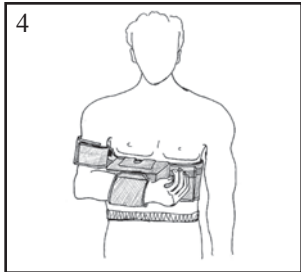
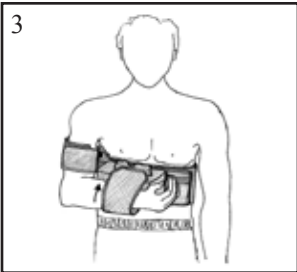
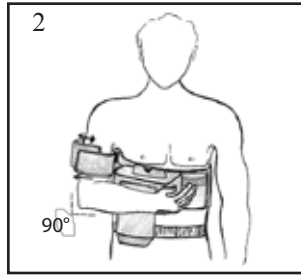
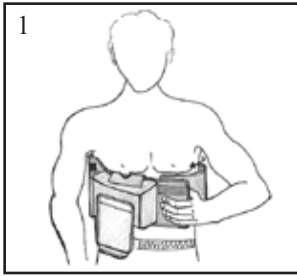
Carefully read fitting instructions & warnings prior to use, to ensure proper performance of the brace, follow all instructions. Failure to properly position the brace and fasten each strap will compromise performance and comfort.

If you experience increased pain, swelling, or any adverse reactions while using this product, consult your medical professional immediately.



The Remedy™ Instructions for Use

Please read the following instructions completely and carefully before applying this product. Correct application is important to the proper function of the brace.



Application Instructions:

1. With raised portion of the abdominal belt in the armpit/axilla of the injured/affected shoulder, secure the belt so that it is just below the breast area of the patient.
2. Attach the humeral/upper arm cuff using the magnetic attachment, secure the upper arm/humerus into the cuff using the hook and loop closure. Check to see that the cuff does not prevent the elbow from being at ninety (90°) degrees, it may be necessary to reposition the abdominal belt on the patient to allow this.
3. Secure the forearm to the abduction pillow as shown.
4. A properly applied Remedy shoulder brace with abduction pillow.
5. If directed by your health care provider, a post injury or post-operative protocol may allow the removal of the abduction pillow. If allowed remove the pillow from the belt.
6. Secure the accessory magnetic forearm cuff just below the wrist. It may be necessary to slide the forearm cuff on the belt to accommodate arm lengths.
7. A properly applied Remedy shoulder brace without the pillow.

Use and Care:

Hand wash in cold water with a mild detergent. Air Dry.

Warnings:

The Remedy shoulder brace utilizes powerful "Rare Earth" (Neodymium) Magnets.

This product should not be used by or near a person with a coronary stent, a pacemaker or similar medical aid. The strong magnetic fields of the magnet may affect the operation of such devices.

The strong magnetic fields of neodymium magnets can also damage magnetic media such as floppy disks, credit cards, magnetic I.D. cards, cassette tapes, video tapes or other such devices. They can also damage cellular telephones, watches, televisions, VCR's, computer monitors, and other CRT displays. Never place neodymium magnets near electronic appliances.

Neodymium magnets should be kept away from open flames and never be burned, as burning them will create toxic fumes.

Notice:

While every effort has been made in state-of-the-art techniques to obtain the maximum compatibility of function, strength, durability and comfort, this device is only one element in the overall treatment program administered by a medical professional there is no guarantee that injury will be prevented through the use of this product.

Warranty:

Top Shelf Orthopedics guarantees this product to be free of defects in material and construction, for a period of six months on the associated soft goods and straps.

Caution:

Federal Law (U.S.A.) restricts this device to sale by or on the order of a licensed health care professional.